




**QUICK SELECTION / Selezione veloce** The dynamic efficiency is **0.96** for all ratios **input speed (n<sub>1</sub>) = 1400 min<sup>-1</sup>**

Output Speed n <sub>2</sub> [min <sup>-1</sup> ]	Ratio i	Motor power P <sub>1M</sub> [kW]	Output torque M <sub>2M</sub> [Nm]	Service factor f.s.	Nominal power P <sub>1R</sub> [kW]	Nominal torque M <sub>2R</sub> [Nm]	Available B5 motor flanges					Available B14 motor flanges				Output Shaft 	Ratios code
							-B	-C	-D	-E	-F	-Q	-R	-T	-U		
							63	71	80	90	100	112	71	80	90		
192	<b>7.29</b>	2.2	104	0.9	2.0	95	B					C	C			2811	01
125	<b>11.20</b>	2.2	159	0.9	2.0	150	B					C	C			288	02
106	<b>13.18</b>	1.5	129	1.2	1.7	150	B					C	C			1911	03
92	<b>15.27</b>	1.1	109	1.4	1.5	150	B					C	C			1711	04
78	<b>17.93</b>	1.1	128	1.2	1.3	150	B					C	C			1511	05
69	<b>20.25</b>	1.1	145	1.0	1.1	150	B					C	C			198	06
65	<b>21.40</b>	1.1	153	1.0	1.1	150	B					C	C			1311	07
60	<b>23.47</b>	0.75	115	1.3	0.98	150	B					C	C			178	08
51	<b>27.55</b>	0.75	135	1.1	0.83	150	B					C	C			158	09
47.9	<b>29.21</b>	0.75	143	1.0	0.78	150	B					C	C			1011	10
42.6	<b>32.88</b>	0.75	161	0.9	0.70	150	B					C	C			138	11
36.7	<b>38.12</b>	0.55	138	1.1	0.60	150	B					C	C			911	12
31.2	<b>44.89</b>	0.55	163	0.9	0.51	150	B					C	C			108	13
27.8	<b>50.34</b>	0.37	122	1.1	0.40	131	B					C	C			711	14
23.9	<b>58.58</b>	0.37	142	1.1	0.39	150	B					C	C			98	15
18.1	<b>77.36</b>	0.25	126	1.2	0.30	150	B					C	C			78	16

Motor Flanges Available Flange Motore Disponibili    
  Supplied with Reduction Bushing Fornito con Bussola di Riduzione    
 Available on Request without reduction bushing Disponibile a Richiesta senza Bussola di Riduzione    
  Motor Flange Holes Position Posizione Fori Flangia Motore








**EN** Unit **X42A** is supplied with synthetic oil for lifetime lubrication, no maintenance is necessary. See table 1 for lubrication and recommended quantity. In table 2 please see possible radial loads and axial loads on the gearbox.

**I** Il riduttore **X42A** viene fornito completo di olio sintetico per la lubrificazione permanente e non necessita di alcuna manutenzione. Vedi tab.1 per oli e quantità consigliati. In tab.2 sono presenti i carichi radiali e assiali applicabili al riduttore.

**D** Das Getriebe **X42A** ist mit synthetischem Öl gefüllt und ist lebensdauergeschmiert. In Tabelle 1 ist die Schmiermenge und das empfohlene Schmiermittel angegeben. In Tabelle 2 sind die zulässigen Radial- und Axialbelastungen des Getriebes aufgeführt.

**F** Le réducteur **X42A** est fourni complet avec de l'huile synthétique pour la lubrification permanente et ne nécessite aucun entretien. Voir tableau 1 concernant les huiles et les quantités conseillées. Les charges radiales et axiales applicables au réducteur sont précisées dans le tableau 2.

**E** El reductor tamaño **X42A** se suministra, lubricado de por vida con aceite sintético y no requieren mantenimiento alguna. Ver tabla 1, para cantidades y aceites recomendados. En la tabla 2, se encuentran las cargas radiales y axiales admitidas por el reductor.

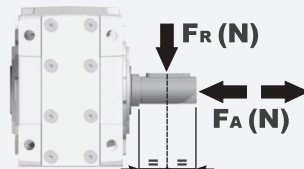
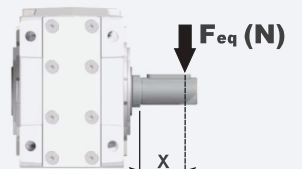
Standard supplied	For these mounting position specify in the order or add oil Per queste posizioni specificare in fase d'ordine o aggiungere olio					
						
B3	B6	B7	B8	V5	V6	V8
0.60 LT	0.75 LT	0.50 LT	0.70 LT	1.10 LT	0.60 LT	Ask
AGIP Telium VSF 320			SHELL Omala S4 WE 320			

For all details on lubrication and plugs check our website **tab. 1**  
Per maggiori dettagli su lubrificazione e tappi olio vedi il nostro sito web

### -RADIAL AND AXIAL LOADS

**Output shaft**  
Albero di uscita


$F_{eq} = F_R \cdot \frac{54}{X+28}$

n <sub>2</sub> [min <sup>-1</sup> ]	FA	FR	n <sub>2</sub> [min <sup>-1</sup> ]	FA	FR	n <sub>2</sub> [min <sup>-1</sup> ]	FA	FR
250	500	2500	75	800	4000	15	960	4800
150	600	3000	50	960	4800			
100	700	3500	25	960	4800			

**FR** On request taper roller bearings to increase radial loads.  
A richiesta cuscinetti a rulli conici per aumentare i carichi radiali.

**Input shaft**  
albero in entrata



n <sub>1</sub> [min <sup>-1</sup> ]	FA	FR
1400	240	1200
900	280	1400
500	340	1700

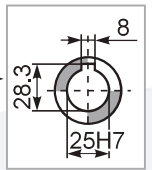
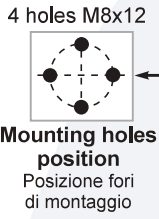
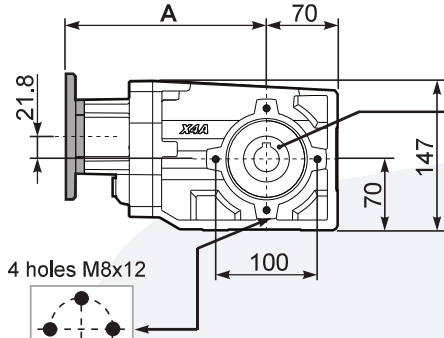
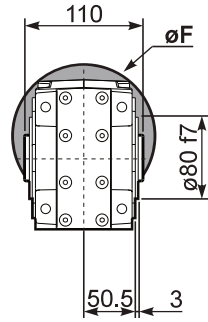
**\*Strong axial loads in the DX direction are not allowed.**  
Non sono consentiti forti carichi assiali con direzione DX

**tab. 2**

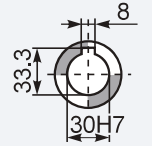
**PX42AC...** Basic Gearbox  
Riduttore base

Gearbox weight  
peso riduttore **7.82 kg**

M. flanges	Kit code	øF	A
63B5	K063.4.041	140	199.5
71B5	K063.4.042	160	197.5
80/90B5	K063.4.043	200	199.5
100/112B5	KC40.4.043	250	214.3
71B14	K063.4.047	105	197.5
80B14	K063.4.046	120	199.5
90B14	K063.4.041	140	199.5
100/112B14	KC40.4.041	160	214.3

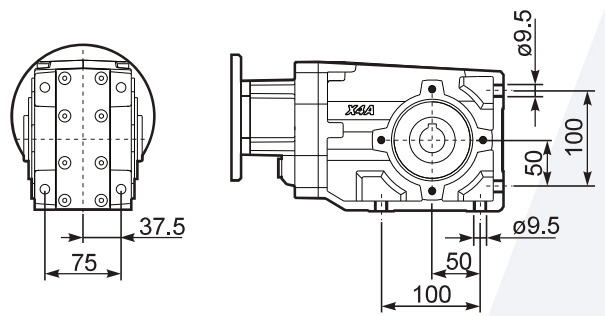


**Standard**  
Hollow shaft

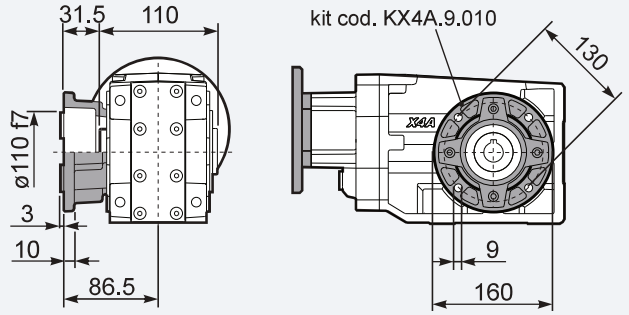


**On request**  
A richiesta

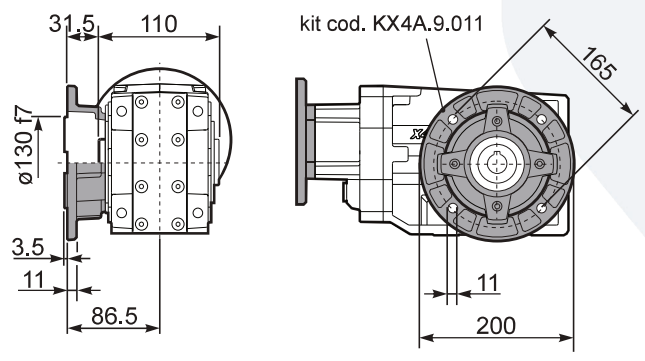
**PX42A...FB..** Feet  
Piedini



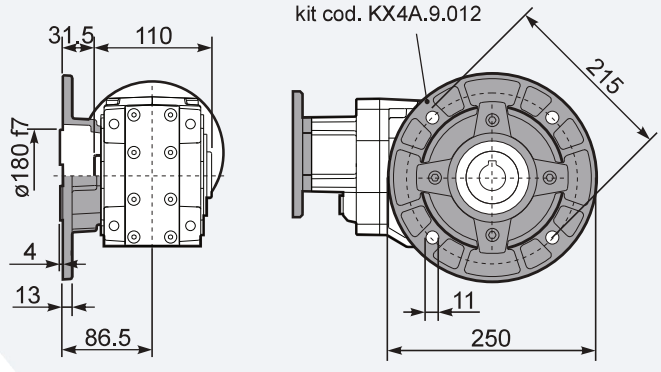
**PX42A...-F2..** Output flange  
Flangia uscita



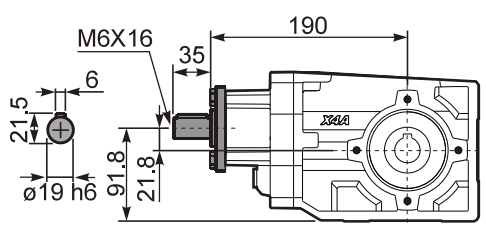
**PX42A...-F3..** Output flange  
Flangia uscita



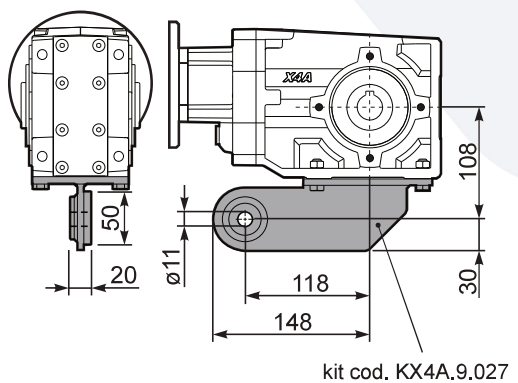
**PX42A...-F4..** Output flange  
Flangia uscita



**RX42A...** Input shaft  
Albero in entrata



**PX42A...BR..** Reaction Arm  
Braccio di reazione



**PX42A...** Single output shaft  
Albero semplice in uscita

